

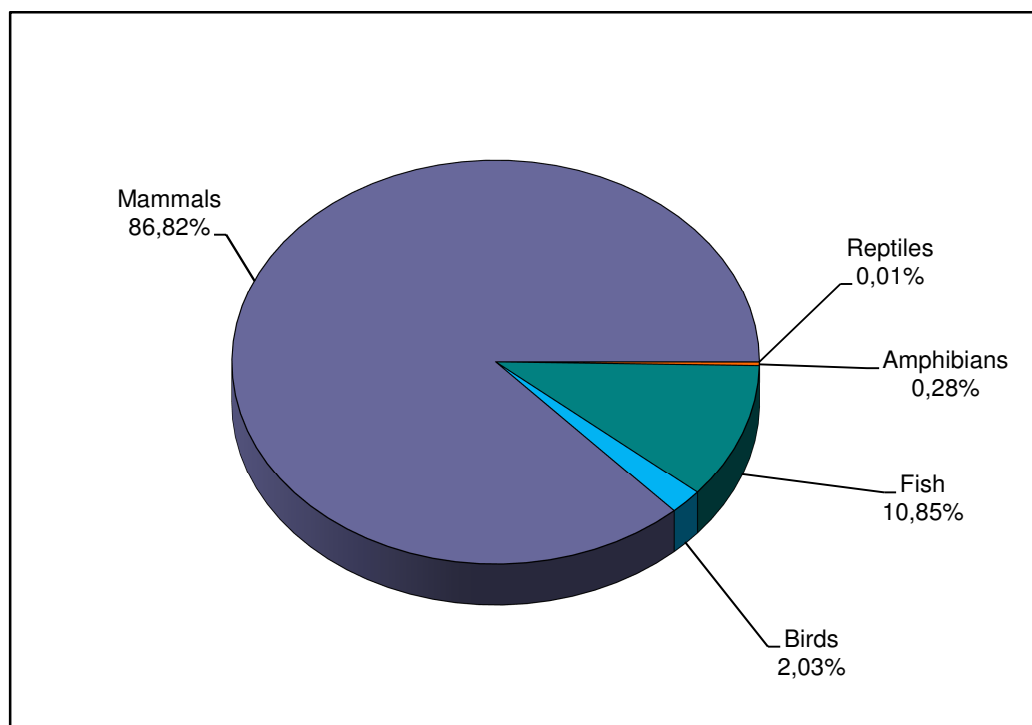
1. Animals used by species

Table 1: In total animals used by species

Animal Species	Number of Animals	%
Mice	1.959.169	70.05%
Rats	312.654	11.18%
Guinea-Pigs	14.569	0.52%
Hamsters (Syrian)	1.171	0.04%
Hamsters (Chinese)	8	0.00%
Mongolian gerbil	5.365	0.19%
Other Rodents	6.890	0.25%
Rabbits	95.736	3.42%
Cats	485	0.02%
Dogs	2.008	0.07%
Ferrets	122	0.00%
Other carnivores	447	0.02%
Horses, donkeys & cross-breeds	1.017	0.04%
Pigs	16.995	0.61%
Goats	235	0.01%
Sheep	3.684	0.13%
Cattle	4.713	0.17%
Prosimians	43	0.00%
Marmoset and tamarins	95	0.00%
Cynomolgus monkey	1.583	0.06%
Rhesus monkey	62	0.00%
Baboons	8	0.00%
Other Mammals	1.200	0.04%
Domestic fowl	39.442	1.41%
Other birds	17.315	0.62%
Reptiles	417	0.01%
Rana	932	0.03%
Xenopus	3.702	0.13%
Other Amphibians	3.182	0.11%
Zebra fish	193.089	6.90%
Other Fish	110.435	3.95%
Total uses	2.796.773	100.00

Animals used under § 7 (2) or § 4 (3) of the Animal Protection Act (excludes re-use)

Figure 1: Animals used by species groups



Animals used under § 7 (2) or § 4 (3) of the Animal Protection Act (excludes re-use)

Table 2: Animals used by species groups

Species grouping Level 1	Number of Animals
Warm-blooded vertebrates	2.485.016
Cold-blooded vertebrates	311.757
Total	2.796.773

Species grouping Level 2	Number of Animals
Mammals	2.428.259
Birds	56.757
Fish	303.524
Amphibians	7.816
Reptiles	417
Total	2.796.773

Mammals	Number of Animals
Rodents	2.299.826
Rabbits	95.736
Carnivores	3.062
Equidae	10.17
Artiodactyla	25.627
Non-human primates	1.791
Other mammals	1.200
Total	2.428.259

Non-human primates	Number of Animals
Prosimians	43
New World Monkeys	95
Old World Monkeys	1.653
Total	1.791

Animals used under § 7 (2) or § 4 (3) of the Animal Protection Act (excludes re-use)

2. Origin of used Animals

Table 3: Origin of used animals in total

	Animals born in				Total
	the EU at a registered breeder	the EU but not at a registered breeder	rest of Europe	rest of the world	
Mice	1.915.898	36.004	456	6.811	1.959.169
Rats	308.400	1.851		2.403	312.654
Guinea-Pigs	14.566	3			14.569
Hamsters (Syrian)	1.171				1.171
Hamsters (Chinese)	2	6			8
Mongolian gerbil	4.918	447			5.365
Other Rodents	811	6.069		10	6.890
Rabbits	93.963	870		903	95.736
Cats	152	96	5	232	485
Dogs	262	858		888	2.008
Ferrets	76	30		16	122
Other carnivores	249	156	5	37	447
Horses, donkeys & cross-breeds	277	740			1.017
Pigs	11.351	5.644			16.995
Goats	99	136			235
Sheep	648	3.036			3.684
Cattle	3.306	1.407			4.713
Prosimians	43				43
Marmoset and tamarins	95				95
Cynomolgus monkey	33		2	1.548	1.583

Versuchstierdaten 2016

Rhesus monkey	37			25	62
Baboons	8				8
Other Mammals	240	954	2	4	1.200
Domestic fowl	30.971	8.471			39.442
Other birds	8429	8.421	350	115	17.315
Reptiles	9	223		185	417
Rana	2	930			932
Xenopus	2.232	250		1.220	3.702
Other Amphibians	933	2223		26	3.182
Zebra fish	177.097	15.992			193.089
Other Fish	72.832	26.321	8.631	2.651	110.435
Total	2.649.110	121.138	9.451	17.074	2.796.773

Animals used under § 7 (2) or § 4 (3) of the Animal Protection Act (excludes re-use)

Table 4 – 6: Origin of used animals by species groups

Species grouping Level 1	Animals born in the EU at a registered breeder	Animals born in the EU but not at a registered breeder	Animals born in rest of Europe	Animals born in rest of the world	Total
Warm-blooded vertebrates	2.396.005	75.199	820	12.992	2.485.016
Cold-blooded vertebrates	253.105	45.939	8.631	4.082	311.757
Total	2.649.110	121.138	9.451	17.074	2.796.773

Animals used under § 7 (2) or § 4 (3) of the Animal Protection Act (excludes re-use)

Species grouping Level 2	Animals born in the EU at a registered breeder	Animals born in the EU but not at a registered breeder	Animals born in rest of Europe	Animals born in rest of the world	Total
Mammals	2.356.605	58.307	470	12.877	2.428.259
Birds	39.400	16.892	350	115	56.757
Fish	249.929	42.313	8.631	2.651	303.524
Amphibians	3.167	3.403		1.246	7.816
Reptiles	9	223		185	417
Total	2.649.110	121.138	9.451	17.074	2.796.773

Animals used under § 7 (2) or § 4 (3) of the Animal Protection Act (excludes re-use)

Mammals	Animals born in the EU at a registered breeder	Animals born in the EU but not at a registered breeder	Animals born in rest of Europe	Animals born in rest of the world	Total
Rodents	2.245.766	44.380	456	9.224	2.299.826
Rabbits	93.963	870		903	95.736
Carnivores	739	1.140	10	1.173	3.062
Equidae	277	740			1.017
Artiodactyla	15.404	10.223			25.627
Non-human primates	216		2	1.573	1.791
Other mammals	240	954	2	4	1.200
Total	2.356.605	58.307	470	12.877	2.428.289

Animals used under § 7 (2) or § 4 (3) of the Animal Protection Act (excludes re-use)

3. Non-Human Primates by source and generation

Table 7: Generation of non-human primates

NHP Generation	Number of Animals
F0	0
F1	403
F2 or greater	910
Self-sustaining colony	478
Total	1.791

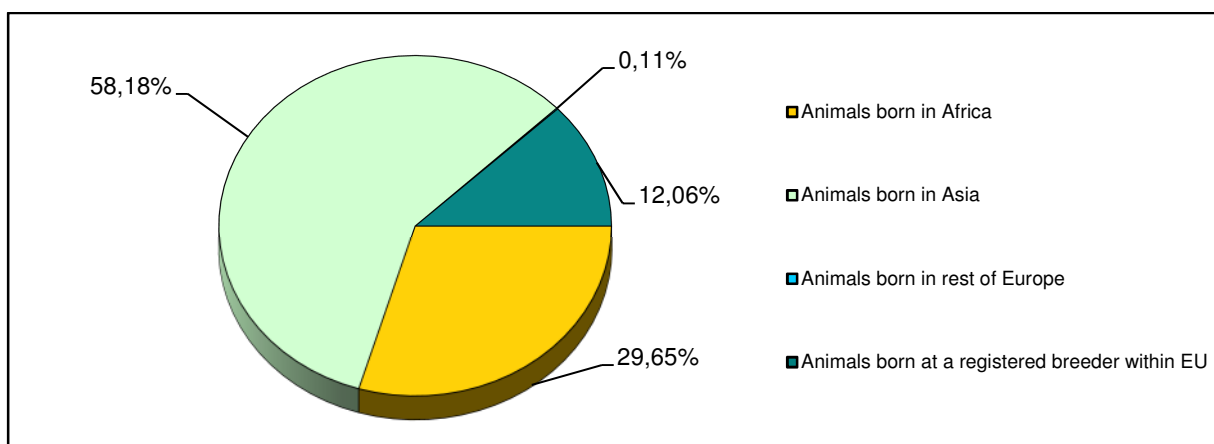
Animals used under § 7 (2) or § 4 (3) of the Animal Protection Act (excludes re-use)

Table 8: Origin of non-human primates

NHP Source (origin)	Number of Animals
Animals born at a registered breeder within EU	216
Animals born in rest of Europe	2
Animals born in Asia	1.042
Animals born in America	0
Animals born in Africa	531
Animals born elsewhere	0
Total:	1.791

Animals used under § 7 (2) or § 4 (3) of the Animal Protection Act (excludes re-use)

Figure 2: Origin of non-human primates (%)



Animals used under § 7 (2) or § 4 (3) of the Animal Protection Act (excludes re-use)

4. Use of species in procedures by purposes

Table 9: Use of species in procedures by purposes

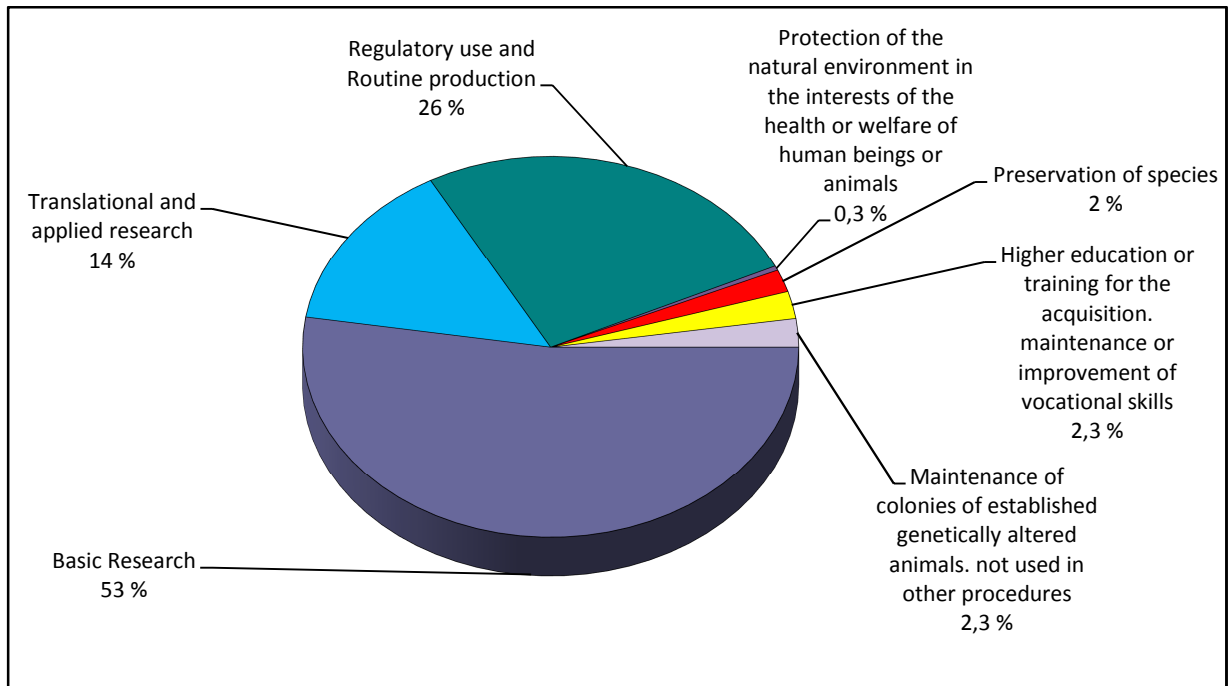
	Basic Research	Translational and applied research	Regulatory use and Routine production	Protection of the natural environment in the interests of the health or welfare of human beings or animals	Preservation of species	Higher education or training for the acquisition, maintenance or improvement of vocational skills	Forensic enquiries	Maintenance of colonies of established genetically altered animals, not used in other procedures	Total
Mice	894.298	241.991	222.197	116	14.248	32.410	4	50.515	1.455.779
Rats	42.906	33.573	162.206	66	142	10.092	10	441	248.862
Guinea-Pigs	650	1.480	11.826			228			14.184
Hamsters (Syrian)	26	701	364			10			1.101
Hamsters (Chinese)						2			2
Mongolian gerbil	914	1.758	2.097			85			4.854
Other Rodents	3.043	188	3.334	70		4			6.639
Rabbits	1.248	1.155	95.685			251			98.339
Cats	48	278	379			61			766
Dogs	254	1.093	2.478			151			3.966
Ferrets	44	86							130
Other carnivores	88	3	383						474
Horses, donkeys & cross-breeds	937	266	40			52			1.295
Pigs	3.605	8.221	3.257	8		1.676			16.767
Goats	65	70	53			35			223
Sheep	225	2.619	714			192			3.750
Cattle	2.074	2.452	550			356			5.432

Versuchstierdaten 2016

Prosimians	117									117
Marmoset and tamarins	101	2	9			1				113
Cynomolgus monkey	60	242	1.756							2.058
Rhesus monkey	23	38	24			1				86
Vervets Chlorocebus spp.		18								18
Baboons	8									8
Other species of Old World Monkeys		18								18
Other Mammals	1.013	19	27	0	15	84				1.158
Domestic fowl	12.190	5.344	10.851	1.277	471	369				30.502
Other birds	10.354	4.641	520	890	61	274	14			16.754
Reptiles	146		300		0	8				454
Rana			80	850						930
Xenopus	4.950	25	205			115				5.295
Other Amphibians	532		72	2.053	12	6				2.675
Zebra fish	151.806	1.237	23.425	515		1.314				178.297
Other Fish	44.513	2.682	12.152	2.256	25.438	1.164				88.205
Total	1.175.664	310.200	554.984	8.101	40.387	48.941	28	50.956		2.189.261

Animals used under § 7 (2) of the Animal Protection Act (excludes animals used under § 4 (3) of the Animal Protection Act, includes re-use)

Figure 3: Use of animals in procedures by purposes



Animals used under § 7 (2) of the Animal Protection Act (excludes animals used under § 4 (3) of the Animal Protection Act, includes re-use)

Table 10: Use of species in basic research purposes

	Oncology	Cardio-vascular Blood and Lymphatic System	Nervous System	Respiratory System	Gastrointestinal System including Liver	Musculoskeletal System	Immune System	Urogenital/ Reproductive System	Sensory Organs (skin, eyes and ears)	Endocrine System/ Metabolism	Multisystemic	Ethology / Animal Behaviour / Animal Biology	Other basic research	Total
Mice	81.299	75.001	140.489	21.739	24.376	12.704	237.076	17.950	15.640	39.947	133.300	2.221	92.556	873.007
Rats	977	7.523	19.927	1.414	1.279	1.801	2.414	734	261	1.341	803	456	3.402	41.574
Guinea-Pigs	24			128		77	31	1	216		48	102	23	650
Hamsters (Syrian)								26						26
Mongolian gerbil			404				209		291				10	829
Other Rodents	75		2	74			9			58	78	2.743	4	3.043
Rabbits	44	160	7	4		262	1	1	37	2	39	9	530	1.240
Cats			2					14	1	16		5	10	48
Dogs		24	35		13	102	44		2				34	242
Ferrets			30								14			44
Other carnivores							50					33	5	88
Horses, donkeys & cross-breeds				292	4	31	155	321	3	57		6	68	912
Pigs	75	335	70	225	220	188	463	41		133	154	1.096	605	3.568
Goats							3			28		31	3	65
Sheep		60	9	14	7	59	31	1			22	8	14	225

Versuchstierdaten 2016

Cattle		1	5		118	3	108	169		729	271	178	492	2.074
Prosimians			21						9			87		117
Marmoset and tamarins			6	60						23	12			101
Cynomolgus monkey			54				6							60
Rhesus monkey			18								5			23
Baboons							8							8
Other Mammals			131				6		33	12	9	726	96	1.013
Domestic fowl			18		4.657		935		291	758	1.198	944	3.389	11.541
Other birds		27	183			2	598		8	16		7.894	1.626	10.154
Reptiles		1	144									1		146
Xenopus		21	917			254	26	242		860	137	20	2.473	4.924
Other Amphibians						414						118		532
Zebra fish	672	23.847	18.791	419		5.590	11.116	4.936	3.855	74.478	1.798	1.004	5.300	151.733
Other Fish	1.992	177	405		462	35	947	1.635	7.952	254	192	17.546	12.916	44.067
Total	85.158	107.177	181.668	24.369	31.136	21.522	254.388	26.071	28.599	118.712	138.080	35.228	123.556	1.175.664
%	7.39%	9.30%	15.77%	2.12%	2.70%	1.87%	20.03%	2.26%	2.48%	10.30%	11.99%	3.06%	10.72%	100.00%

Animals used under § 7 (2) of the Animal Protection Act (excludes animals used under § 4 (3) of the Animal Protection Act, includes re-use)

Table 11: Use of species in translational and applied research purposes

	Human Cancer	Human Infectious Disorders	Human Cardiovascular Disorders	Human Nervous and Mental Disorders	Human Respiratory Disorders	Human Gastrointestinal Disorders including Liver	Human Musculoskeletal Disorders	Human Immune Disorders	Human Urogenital/Reproductive Disorders	Human Sensory Organ Disorders (skin, eyes and ears)	Human Endocrine/Metabolism Disorders	Other Human Disorders	Animal Diseases and Disorders	Animal Welfare	Diagnosis of diseases	Plant diseases	Non-regulatory toxicology and ecotoxicology	Total
Mice	113.605	20.147	11.117	31.697	13.935	8.214	2.066	13.708	2.326	4.175	9.310	1.395	4.447	375	1.628		3.846	241.991
Rats	1.370	117	2.562	9.778	1.570	2.243	1.310	891	1.320	923	5.155	2.699	677		239		2.719	33.573
Guinea-Pigs	12	123	217		555					183					366		24	1.480
Hamsters (Syrian)	72	546		47					36									701
Mongolian gerbil		1.131											627					1.758
Other Rodents		173											15					188
Rabbits	78	57	172	21			120			81		8	381		220	17		1.155
Cats													278					278
Dogs	28		24	128	21			60		2	50		752		11		17	1.093
Ferrets		63											23					86
Other carnivores														3				3
Horses, donkeys & cross-breeds								6					151		109			266
Pigs	107	4	391	65	40	98	48	42	35	35	109	83	3.161	3.752	243		8	8.221

Versuchstierdaten 2016

Goats		15											53		2			70
Sheep	11	25	113	7			28	2					1.848		585			2.619
Cattle		9											1.972	454	3		14	2.452
Marmoset and tamarins									2									2
Cynomolgus monkey	12	2	31	15	3			39	54	2	12	38					34	242
Rhesus monkey		36									2							38
Vervets Chlorocebus spp.		18																18
Other species of Old World Monkeys (Cercopithecoidea)		18																18
Other Mammals		1											18					19
Domestic fowl		91											3.308	1.939	6			5.344
Other birds													4.274	367				4.641
Xenopus				25														25
Zebra fish			164							1.073								1.237
Other Fish													1.132	312			1.238	2.682
Total	115.295	22.576	14.791	41.783	16.124	10.555	3.572	14.748	3.773	6.474	14.638	4.223	23.117	7.202	3.412	17	7.900	310.200
%	37.17%	7.28%	4.77%	13.47%	5.20%	3.40%	1.15%	4.75%	1.22%	2.09%	4.72%	1.36%	7.45%	2.32%	1.10%	0.01%	2.55%	100.00%

Animals used under § 7 (2) of the Animal Protection Act (excludes animals used under § 4 (3) of the Animal Protection Act, includes re-use)

Table 12: Regulatory use of animals and routine production purposes

	Quality control (incl batch safety and potency test- ing)	Other efficacy and tolerance testing	Toxicity and other safety testing includ- ing pharma- cology	Routine pro- duction	Total
Mice	97.551	35.714	84.875	4.057	222.197
Rats	70.464	3.911	87.127	704	162.206
Guinea-Pigs	7.185	20	4.588	33	11.826
Hamsters (Syrian)	325		39		364
Mongolian gerbil			1.930	167	2.097
Other Rodents		30	3.304		3.334
Rabbits	3.208	163	4.153	88.161	95.685
Cats	23	113	216	27	379
Dogs		346	2.129	3	2.478
Other carnivores	243	107	33		383
Horses, donkeys & cross-breeds		10	30		40
Pigs	386	1.963	873	35	3.257
Goats				53	53
Sheep			64	650	714
Cattle	82	89	259	120	550
Marmoset and tamarins			9		9
Cynomolgus mon- key			1.756		1.756
Rhesus monkey			24		24
Other Mammals			8	19	27
Domestic fowl	7.030	2.990	358	473	10.851
Other birds			520		520
Reptiles				300	300
Rana			80		80
Xenopus			205		205
Other Amphibians			72		72
Zebra fish			23.425		23.425
Other Fish			12.152		12.152
Total	186.497	45.456	228.229	94.802	554.984
%	33.60%	8.19%	41.12%	17.08%	100.00%

Animals used under § 7 (2) of the Animal Protection Act (excludes animals used under § 4 (3) of the Animal Protection Act, includes re-use)

Table 13: Use of animals in quality control purposes

	Batch safety testing	Pyrogenicity testing	Batch potency testing	Other quality controls	Total
Mice	18.619		78.932		97.551
Rats	369		70.095		70.464
Guinea-Pigs	1.131		6.051	3	7.185
Hamsters (Syrian)			325		325
Rabbits	178	347	67	2.616	3.208
Cats	23				23
Other carnivores	88		155		243
Pigs	386		0		386
Cattle	20		62		82
Domestic fowl	6.813		217		7.030
Total	27.627	347	155.904	2.619	186.497
%	14.81%	0.19%	83.60%	1.40%	100.00%

Animals used under § 7 (2) of the Animal Protection Act (excludes animals used under § 4 (3) of the Animal Protection Act, includes re-use)

Table 14: Use of animals in routine production purposes

	Blood based products	Monoclonal antibodies	Other product types	Total
Mice		2.147	1.910	4.057
Rats		319	385	704
Guinea-Pigs	20	12	1	33
Mongolian gerbil			167	167
Rabbits	86.977	14	1.170	88.161
Cats	6		21	27
Dogs	3			3
Pigs	20		15	35
Goats	48		5	53
Sheep	632		18	650
Cattle	100		20	120
Other Mammals			19	19
Domestic fowl	433		40	473
Reptiles			300	300
Total	88.239	2.492	4.071	94.802
%	0.93%	0.03%	0.04%	100.00%

Animals used under § 7 (2) of the Animal Protection Act (excludes animals used under § 4 (3) of the Animal Protection Act, includes re-use)

Table 15: Use of animals in toxicity and other safety testing by test type purposes

	Acute and sub-acute	Skin irritation/corrosion	Skin sensitisation	Repeated dose toxicity	Carcinogenicity	Genotoxicity	Reproductive toxicity	Developmental toxicity	Neurotoxicity	Kinetics	Pharmacodynamics	Ecotoxicity	Safety testing in food and feed area	Target animal safety	Eye irritation/corrosion	Other toxicity/safety testing	Total
Mice	1.172		4.563	4.231	719	1.535	102		80	16.391	54.838		15	188		1.041	84.875
Rats	2.994			12.262	80	1.208	13.436	11.426	86	12.010	32.284					1.341	87.127
Guinea-Pigs	16		4.026							67	479						4.588
Hamsters (Syrian)		24	15														39
Mongolian gerbil											1.930						1.930
Other Rodents	70											180		3.054			3.304
Rabbits	64	730		287			431	300		365	1.664				200	112	4.153
Cats										187				29			216
Dogs	3			690						855	509			54		18	2.129
Other carnivores														33			33
Horses, donkeys & cross-breeds										30							30
Pigs	4	4		174						227	374			78		12	873
Sheep										40			17			7	64
Cattle										82	15			65		97	259
Marmoset and tamarins										9							9
Cynomolgus monkey	24			1.304			31			374	23						1.756
Rhesus monkey				24													24

Versuchstierdaten 2016

Other Mammals	8																	8
Domestic fowl									20				338					358
Other birds	159											241	54	66				520
Rana												80						80
Xenopus												205						205
Other Amphibians												72						72
Zebra fish	100							6.190				17.135						23.425
Other Fish	2.641											9.511						12.152
Total	7.255	758	8.604	18.972	799	2.743	14.000	17.916	166	30.657	92.116	27.424	86	3.905	200	2.628	228.229	
%	0.03%	0.00%	0.04%	0.08%	0.00%	0.01%	0.06%	0.08%	0.00%	0.13%	0.40%	0.12%	0.00%	0.02%	0.00%	0.01%	100.00%	

Animals used under § 7 (2) of the Animal Protection Act (excludes animals used under § 4 (3) of the Animal Protection Act, includes re-use)

Table 16: Use of animals in repeated dose toxicity testing methods

	up to 28 days	29 - 90 days	> 90 days	Total
Mice	3.705	448	78	4.231
Rats	7.927	3.500	835	12.262
Rabbits	178	16	93	287
Dogs	466	64	160	690
Pigs	142		32	174
Cynomolgus monkey	282	439	583	1.304
Rhesus monkey		24		24
Total	12.700	4.491	1.781	18.972
%	66.94%	23.67%	9.39%	100.00%

Animals used under § 7 (2) of the Animal Protection Act (excludes animals used under § 4 (3) of the Animal Protection Act)

Table 17: Use of animals in acute and subacute toxicity testing methods

	LD50. LC50	Other lethal methods	Non lethal methods	Total
Mice	322	59	791	1.172
Rats	1.131	242	1.621	2.994
Guinea-Pigs	10		6	16
Other Rodents	70			70
Rabbits			64	64
Dogs			3	3
Pigs			4	4
Cynomolgus monkey			24	24
Other birds			159	159
Zebra fish	96		4	100
Other Fish	2.641			2.641
Total	4.278	301	2.676	7.255
%	58.97%	4.15%	36.88%	100.00%

Animals used under § 7 (2) of the Animal Protection Act (excludes animals used under § 4 (3) of the Animal Protection Act, includes re-use)

Table 18: Use of animals in ecotoxicity testing methods

	Acute toxicity	Chronic toxicity	Reproductive ecotoxicity	Endocrine activity	Bioaccumulation	Other ecotoxicity	Total
Other Rodents						180	180
Other birds	241						241
Rana	80						80
Xenopus	205						205
Other Amphibians	72						72
Zebra fish	2.804	7.758	1.465	4.640	468		17.135
Other Fish	2.787	3.049		1.300	2.363	12	9.511
Total	6.189	10.807	1.465	5.940	2.831	192	27.424
%	22.57%	39.41%	5.34%	21.66%	10.32%	0.70%	100.00%

Animals used under § 7 (2) of the Animal Protection Act (excludes animals used under § 4 (3) of the Animal Protection Act, includes re-use)

5. Use of species and severity

Table 19: Use of species and severity in total

	Non-recovery	%	Mild [up to and including]	%	Moderate	%	Severe	%	Total
Mice	162.994	11,20%	834.151	57,30%	367.494	25,24%	91.140	6,26%	1.455.779
Rats	19.278	7,75%	120.641	48,48%	105.708	42,48%	3.235	1,29%	248.862
Guinea-Pigs	552	3,89%	8.586	60,53%	1.208	8,52%	3.838	27,06%	14.184
Hamsters (Syrian)	5	0,45%	1.000	90,83%	96	8,72%			1.101
Hamsters (Chinese)	2	100,00%							2
Mongolian gerbil	198	4,09%	2.861	58,94%	1.766	36,38%	29	0,50%	4.854
Other Rodents	4	0,06%	6.442	97,03%	63	0,95%	130	1,96%	6.639
Rabbits	38.028	38,67%	57.764	58,74%	2.342	2,38%	203	0,21%	98.339
Cats	23	3,00%	674	87,99%	69	9,01%			766
Dogs	13	0,33%	3.524	88,75%	405	10,07%	34	0,86%	3.976
Ferrets	20	15,38%	56	43,08%	49	37,69%	5	3,85%	130
Other carnivores			270	56,96%	204	43,04%			474
Horses, donkeys & cross-breeds	19	1,50%	1.256	96,93%	20	1,57%			1.295
Pigs	2.091	12,50%	11.772	70,15%	2.622	15,66%	282	1,69%	16.767
Goats			162	72,65%	61	27,35%			223
Sheep	163	4,35%	2.850	76,00%	719	19,17%	18	0,48%	3.750
Cattle	4	0,07%	4.852	89,32%	511	9,41%	65	1,20%	5.432

Versuchstierdaten 2016

Prosimians			117	100,00%					117
Marmoset and tamarins	32	28,32%	42	37,17%	39	34,51%			113
Cynomolgus monkey	3	0,15%	958	46,55%	1.097	53,30%			2.058
Rhesus monkey			51	59,30%	33	38,37%	2	2,33%	86
Vervets Chlorocebus spp.			18	100,00%					18
Baboons							8	100,00%	8
Other species of Old World Monkeys (Cercopithecoidea)			18	100,00%					18
Other Mammals	19	1,66%	982	85,91%	141	11,02%	16	1,40%	1.158
Domestic fowl	715	2,40%	26.920	90,18%	1.870	6,26%	997	3,34%	30.502
Other birds	665	4,02%	13.781	82,04%	2.223	13,43%	85	0,51%	16.754
Reptiles	33	7,27%	317	69,82%	104	22,91%			454
Rana	850	91,40%					80	8,60%	930
Xenopus	207	9,07%	4.409	83,69%	174	3,32%	205	3,91%	5.295
Other Amphibians	550	20,56%	2.125	79,44%					2.675
Zebra fish	3.435	1,93%	154.514	86,66%	11.229	6,30%	9.119	5,12%	178.297
Other Fish	4.476	5,10%	73.779	83,56%	4.617	5,26%	5.333	6,08%	88.205
Total	234.679	10,72%	1.334.894	60,98%	504.864	23,06%	114.824	5,24%	2.189.261

Animals used under § 7 (2) of the Animal Protection Act (excludes animals used under § 4 (3) of the Animal Protection Act, includes re-use)

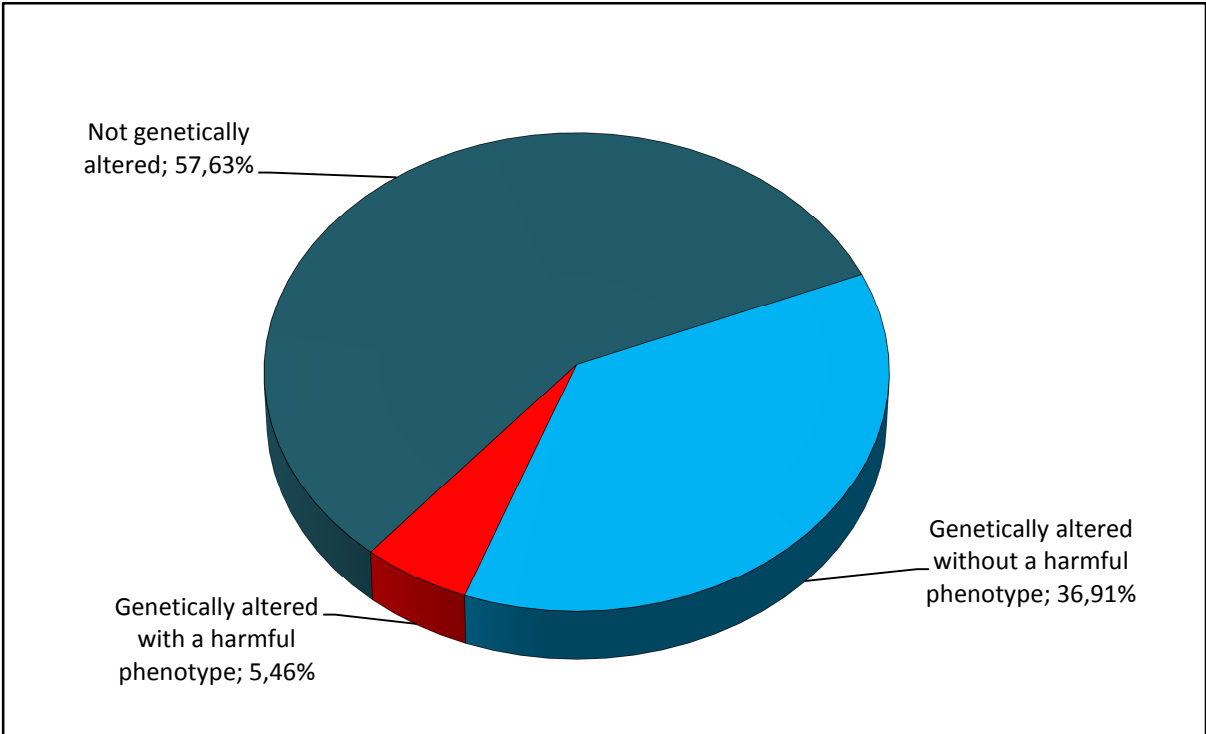
6. Use of species and genetic status

Table 20: Use of species and genetic status in total

	Not genetically altered	Genetically altered without a harmful phenotype	Genetically altered with a harmful phenotype	Total
Mice	951.165	894.315	147.269	1.992.749
Rats	305.331	8.382	3.644	317.357
Guinea-Pigs	14.760			14.760
Hamsters (Syrian)	1.173			1.173
Hamsters (Chinese)	8			8
Mongolian gerbil	5.779			5.779
Other Rodents	6.989			6.989
Rabbits	99.014	23	47	99.084
Cats	766			766
Dogs	3.977			3.977
Ferrets	136			136
Other carnivores	474			474
Horses, donkeys & cross-breeds	1.317			1.317
Pigs	17.084	236	114	17.434
Goats	271			271
Sheep	3.781			3.781
Cattle	5.432			5.432
Prosimians	117			117
Marmoset and tamarins	126			126
Cynomolgus monkey	2.074			2.074
Rhesus monkey	97			97
Vervets Chlorocebus spp.	21			21
Baboons	9			9
Other species of Old World Monkeys	18			18
Other Mammals	1.267			1.267
Domestic fowl	39.826	339		40.165
Other birds	17.625			17.625
Reptiles	722			722
Rana	932			932
Xenopus	6.041	52		6.093
Other Amphibians	2.917	279		3.196
Zebra fish	59.912	135.852	4.227	199.991
Other Fish	95.990	14.124	532	110.646
Total	1.645.151	1.053.602	155.833	2.854.586
%	57.63%	36,91%	5.46%	100.00%

Animals used under § 7 (2) or § 4 (3) of the Animal Protection Act (includes re-use)

Figure 4: Use of animals: genetic status



Animals used under § 7 (2) or § 4 (3) of the Animal Protection Act (includes re-use)

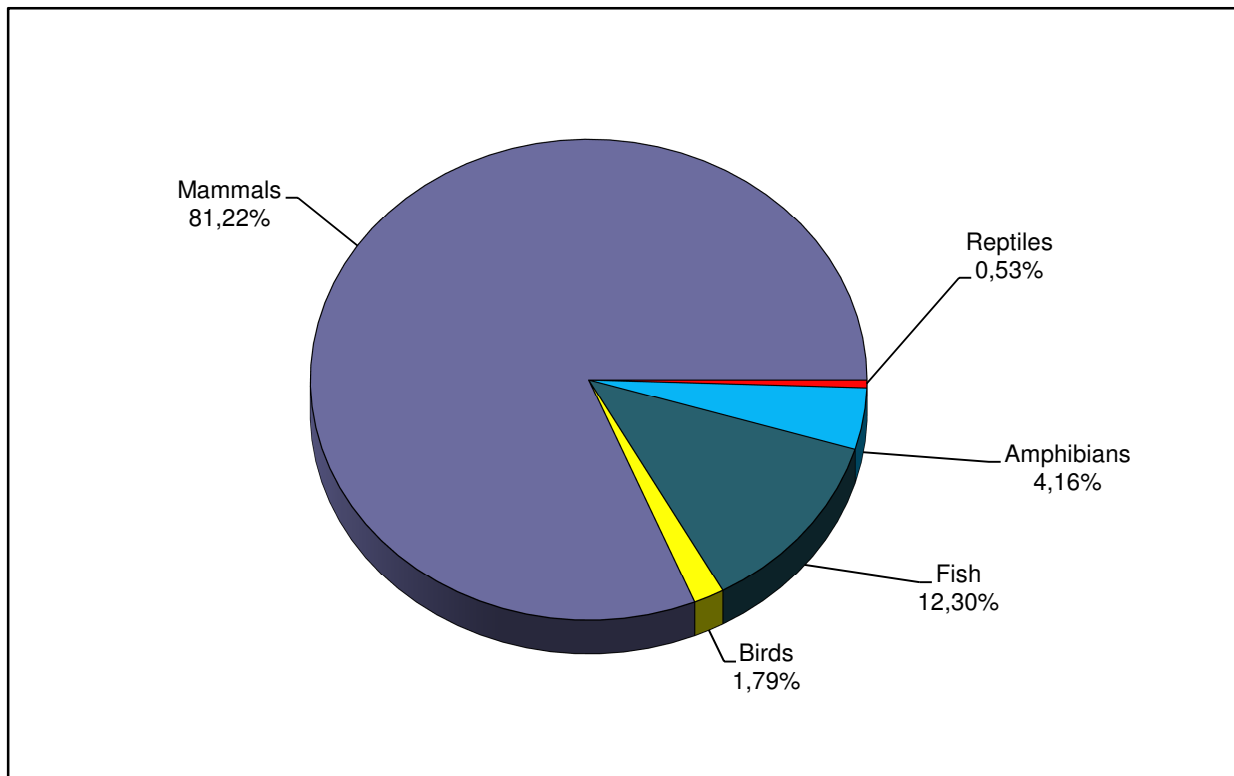
7. Use of Species and re-use

Table 21: Use of species and re-use in total

	(Naive) First use	Re-uses	Total
Mice	1.959.169	33.580	1.992.749
Rats	312.654	4.703	317.357
Guinea-Pigs	14.569	191	14.760
Hamsters (Syrian)	1.171	2	1.173
Hamsters (Chinese)	8		8
Mongolian gerbil	5.365	414	5.779
Other Rodents	6.890	99	6.989
Rabbits	95.736	3.348	99.084
Cats	485	281	766
Dogs	2.008	1.969	3.977
Ferrets	122	14	136
Other carnivores	447	27	474
Horses, donkeys & cross-breeds	1.017	300	1.317
Pigs	16.995	439	17.434
Goats	235	36	271
Sheep	3.684	97	3.781
Cattle	4.713	719	5.432
Prosimians	43	74	117
Marmoset and tamarins	95	31	126
Cynomolgus monkey	1.583	491	2.074
Rhesus monkey	62	35	97
Vervets Chlorocebus spp.		21	21
Baboons	8	1	9
Other species of Old World Monkeys		18	18
Other Mammals	1.200	67	1.267
Domestic fowl	39.442	723	40.165
Other birds	17.315	310	17.625
Reptiles	417	305	722
Rana	932		932
Xenopus	3.702	2.391	6.093
Other Amphibians	3.182	14	3.196
Zebra fish	193.089	6.902	199.991
Other Fish	110.435	211	110.646
Total uses	2.796.773	57.813	2.854.586

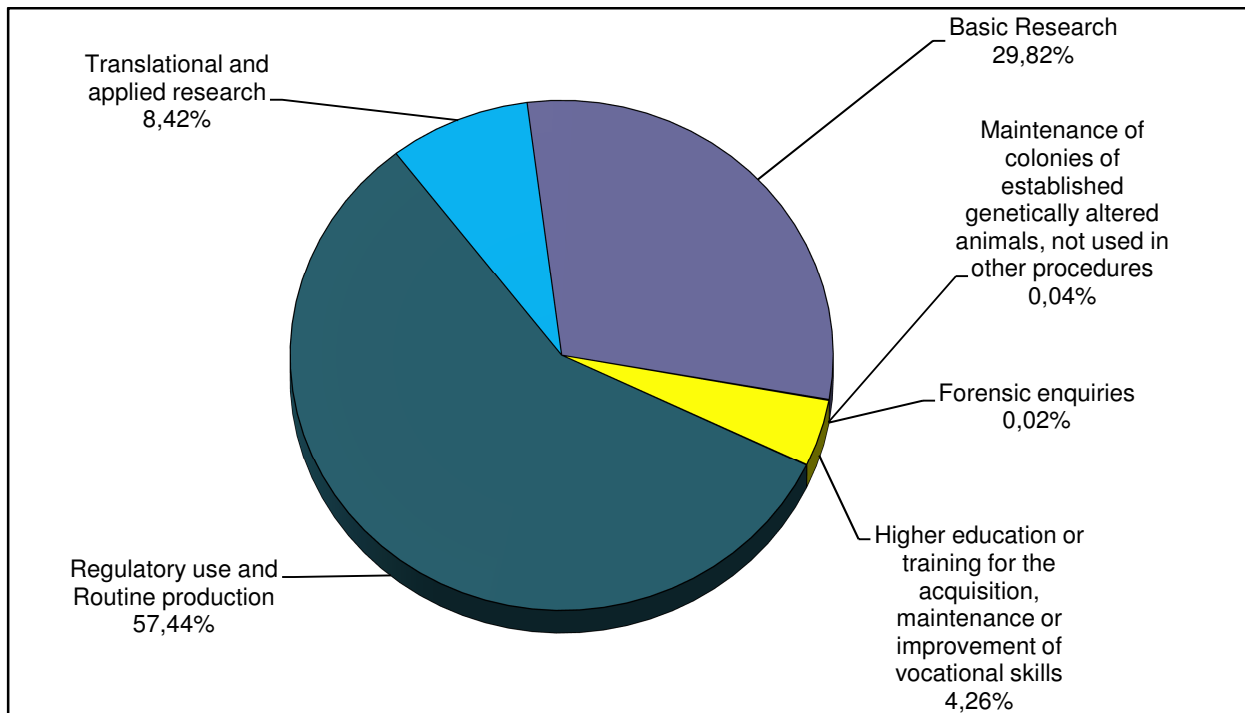
Animals used under § 7 (2) or § 4 (3) of the Animal Protection Act (includes re-use)

Figure 5: Use of species groups and re-use



Animals used under § 7 (2) or § 4 (3) of the Animal Protection Act (includes re-use)

Figure 6: Primary purpose and re-use



Animals used under § 7 (2) of the Animal Protection Act (excludes animals used under § 4 (3) of the Animal Protection Act, includes re-use)

8. Purposes and severity

Table 22: Purpose and severity

	Non-recovery	Mild [up to and including]	Moderate	Severe	Total
Basic Research	147.278	776.667	229.676	22.043	1.175.664
Translational and applied research	28.791	147.634	125.223	8.552	310.200
Regulatory use and Routine production	40.025	294.077	138.721	82.161	554.984
Protection of the natural environment in the interests of the health or welfare of human beings or animals	1.513	5.998	514	76	8.101
Preservation of species	2.263	37.411	697	16	40.387
Higher education or training for the acquisition, maintenance or improvement of vocational skills	14.020	28.388	6.405	128	48.941
Forensic enquiries	4	14	10		28
Maintenance of colonies of established genetically altered animals, not used in other procedures	785	44.705	3.618	1.848	50.956
Total uses	234.679	1.334.894	504.864	114.824	2.189.261
%	10.73%	60.97%	23.06%	5.24%	100.00

Animals used under § 7 (2) of the Animal Protection Act (excludes animals used under § 4 (3) of the Animal Protection Act, includes re-use)

Table 23: Basic research purposes and severity

	Non-recovery	Mild [up to and including]	Moderate	Severe	Total
Oncology	8.889	39.005	34.653	2.611	85.158
Cardiovascular Blood and Lymphatic System	14.761	65.962	23.513	2.941	107.177
Nervous System	40.196	84.470	52.318	4.684	181.668
Respiratory System	1.538	16.495	6.043	293	24.369
Gastrointestinal System including Liver	5.599	17.073	8.380	84	31.136
Musculoskeletal System	3.857	12.144	5.150	371	21.522
Immune System	53.787	155.437	57.334	6.830	254.388
Urogenital/Reproductive System	8.250	13.013	4.039	769	26.071
Sensory Organs (skin, eyes and ears)	3.514	21.699	3.129	257	28.599
Endocrine System/Metabolism	3.215	103.260	12.044	193	118.712
Multisystemic	5.198	121.846	9.592	1.444	138.080
Ethology / Animal Behaviour / Animal Biology	1.443	30.098	3.686	1	35.228
Other basic research	16.031	96.165	9.795	1.565	123.556
Total uses	147.278	776.667	229.676	22.043	1.175.664
%	12.53%	66.06%	19.54%	1.87%	100.00%

Animals used under § 7 (2) of the Animal Protection Act (excludes animals used under § 4 (3) of the Animal Protection Act, includes re-use)

Table 24: Basic research: species and severity

	Non-recovery	Mild [up to and including]	Moderate	Severe	Total
Mice	130.801	539.709	204.501	19.287	894.298
Rats	9.464	15.948	15.871	1.049	42.332
Guinea-Pigs	141	418	91		650
Hamsters (Syrian)		26			26
Mongolian gerbil	165	276	472	1	914
Other Rodents	2	2.998	13	30	3.043
Rabbits	39	835	374		1.248
Cats		48			48
Dogs		226	26	2	254
Ferrets	20	19		5	44
Other carnivores		88			88
Horses, donkeys & cross-breeds		917	20		937
Pigs	517	2.658	429	4	3.605
Goats		65			65
Sheep	31	112	82		225
Cattle	4	1.953	117		2.074
Prosimians		117			117
Marmoset and tamarins	32	41	28		101
Cynomolgus monkey	3	4	53		60
Rhesus monkey		3	18	2	23
Baboons				8	8
Other Mammals	19	865	129		1.013
Domestic fowl	211	11.011	28	940	12.190
Other birds	556	7.656	1.942		10.354
Reptiles	33	9	104		146
Xenopus	405	4.375	170		4.950
Other Amphibians		532			532
Zebra fish	3.066	143.870	4.704	166	151.806
Other Fish	1.769	41.688	507	549	44.513
Total uses:	147.278	776.667	229.676	22.043	1.175.664

Animals used under § 7 (2) of the Animal Protection Act (excludes animals used under § 4 (3) of the Animal Protection Act, includes re-use)

Table 25: Translational and applied research: purposes and severity

	Non-recovery	Mild [up to and including]	Moderate	Severe	Total
Human Cancer	2.021	40.951	70.966	1.357	115.295
Human Infectious Disorders	4.424	10.175	6.723	1.254	22.576
Human Cardiovascular Disorders	4.363	5.724	3.900	804	14.791
Human Nervous and Mental Disorders	6.196	25.614	9.597	376	41.783
Human Respiratory Disorders	2.191	9.712	3.673	548	16.124
Human Gastrointestinal Disorders including Liver	1.053	6.027	3.166	309	10.555
Human Musculoskeletal Disorders	2	775	2.674	121	3.572
Human Immune Disorders	2.116	5.142	6.942	548	14.748
Human Urogenital/Reproductive Disorders	851	506	2.259	157	3.773
Human Sensory Organ Disorders (skin, eyes and ears)	1.848	3.038	1.581	7	6.474
Human Endocrine/Metabolism Disorders	766	12.070	1.686	116	14.638
Other Human Disorders	206	573	3.362	82	4.223
Animal Diseases and Disorders	1.171	16.241	3.662	2.043	23.117
Animal Welfare	16	6.404	709	73	7.202
Diagnosis of diseases	128	1.105	1.424	755	3.412
Plant diseases		17			17
Non-regulatory toxicology and ecotoxicology	1.439	3.560	2.899	2	7.900
Total	28.791	147.634	125.223	8.552	310.200
%	9.28%	47.59%	40.37%	2.76%	100.00%

Animals used under § 7 (2) of the Animal Protection Act (excludes animals used under § 4 (3) of the Animal Protection Act, includes re-use)

Table 26: Translational and applied research: species and severity

	Non-recovery	Mild [up to and including]	Moderate	Severe	Total
Mice	21.673	103.782	109.290	7.246	241.991
Rats	5.061	18.490	9.590	432	33.573
Guinea-Pigs	340	419	520	201	1.480
Hamsters (Syrian)		605	96		701
Mongolian gerbil		455	1.276	27	1.758
Other Rodents		188			188
Rabbits	128	294	583	150	1.155
Cats		238	40		278
Dogs		1.013	56	24	1.093
Ferrets		37	49		86
Other carnivores			3		3
Horses, donkeys & cross-breeds	14	252			266
Pigs	294	6.522	1.130	275	8.221
Goats		18	52		70
Sheep	60	1.971	570	18	2.619
Cattle		2.028	359	65	2.452
Marmoset and tamarins			2		2
Cynomolgus monkey		239	3		242
Rhesus monkey		23	15		38
Vervets Chlorocebus spp.		18			18
Other species of Old World Monkeys (Cercopithecoidea)		18			18
Other Mammals		19			19
Domestic fowl	322	3.787	1.193	42	5.344
Other birds	50	4.516	3	72	4.641
Xenopus		25			25
Zebra fish	64	1.173			1.237
Other Fish	785	1.504	393		2.682
Total uses:	28.791	147.634	125.223	8.552	310.200

Animals used under § 7 (2) of the Animal Protection Act (excludes animals used under § 4 (3) of the Animal Protection Act, includes re-use)

Table 27: Regulatory use/routine production purposes and severity

	Non-recovery	Mild [up to and including]	Moderate	Severe	Total
Routine production	38.530	54.166	2.098	8	94.802
Quality control (incl batch safety and potency testing)	392	72.237	51.928	61.940	186.497
Other efficacy and tolerance testing	708	21.629	21.521	1.598	45.456
Toxicity and other safety testing including pharmacology	395	146.045	63.174	18.615	228.229
Total	40.025	294.077	138.721	82.161	554.984
%	7.21%	52.99%	25.00%	14.80%	100.00%

Animals used under § 7 (2) of the Animal Protection Act (excludes animals used under § 4 (3) of the Animal Protection Act, includes re-use)

Table 28: Regulatory use/routine production: species and severity

	Non-recovery	Mild [up to and including]	Moderate	Severe	Total
Mice	564	113.850	45.169	62.614	222.197
Rats	1.477	80.054	78.975	1.700	162.206
Guinea-Pigs	12	7.605	572	3.637	11.826
Hamsters (Syrian)		364		364	
Mongolian gerbil		2.088	8	1	2.097
Other Rodents		3.184	50	100	3.334
Rabbits	37.791	56.472	1.369	53	95.685
Cats	23	327	29	379	
Dogs	13	2.134	323	8	2.478
Other carnivores		182	201		383
Horses, donkeys & cross-breeds		40			40
Pigs	145	2.117	992	3	3.257
Goats		53			53
Sheep		662	52		714
Cattle		515	35		550
Prosimians					
Marmoset and tamarins			9		9
Cynomolgus monkey		715	1.041		1.756
Rhesus monkey		24			24
Other Mammals		2	9	16	27
Domestic fowl		10.446	390	15	10.851
Other birds		286	221	13	520
Reptiles		300			300
Rana				80	80
Xenopus				205	205
Other Amphibians		72			72
Zebra fish		7.956	6.521	8.948	23.425
Other Fish		4.629	2.755	4.768	12.152
Total uses:	40.025	294.077	138.721	82.161	554.984

Animals used under § 7 (2) of the Animal Protection Act (excludes animals used under § 4 (3) of the Animal Protection Act, includes re-use)

Table 29: Quality control purposes and severity

	Non-recovery	Mild [up to and including]	Moderate	Severe	Total
Batch safety testing	392	26.788	363	84	27.627
Pyrogenicity testing		110	237		347
Batch potency testing		42.723	51.328	61.853	155.904
Other quality controls		2.616		3	2.619
Total	392	72.237	51.928	61.940	186.497
%	0.21%	38.73%	27.84%	33.21%	100.00%

Animals used under § 7 (2) of the Animal Protection Act (excludes animals used under § 4 (3) of the Animal Protection Act, includes re-use)

Table 30: Routine production purposes and severity

	Non-recovery	Mild [up to and including]	Moderate	Severe	Total
Blood based products	37.778	50.433	28		88.239
Monoclonal antibodies	670	1.801	21		2.492
Other product types	82	1.932	2.049	8	4.071
Total	38.530	54.166	2.098	8	94.802
%	40.64%	57.14%	2.21%	0.01%	100.00%

Animals used under § 7 (2) of the Animal Protection Act (excludes animals used under § 4 (3) of the Animal Protection Act, includes re-use)

Table 31: Toxicity and other safer testing by test type purposes and severity

	Non-recovery	Mild [up to and including]	Moderate	Severe	Total
Acute and sub-acute		2.699	1.984	2.572	7.255
Skin irritation/corrosion		715	43		758
Skin sensitisation		7.225	1.369	10	8.604
Eye irritation/corrosion		66	134		200
Repeated dose toxicity		11.517	6.960	495	18.972
Carcinogenicity		658	95	46	799
Genotoxicity		2.542	118	83	2.743
Reproductive toxicity		12.320	1.669	11	14.000
Developmental toxicity		11.086	1.180	5.650	17.916
Neurotoxicity		163	3		166
Kinetics	85	24.399	5.848	325	30.657
Pharmaco-dynamics (incl safety pharmacology)	240	53.681	35.098	3.097	92.116
Ecotoxicity		12.823	8.278	6.323	27.424
Safety testing in food and feed area		15	71		86
Target animal safety		3.873	32		3.905
Other toxicity/safety testing	70	2.263	292	3	2.628
Total uses	395	146.045	63.174	18.615	228.229
%	0.17%	63.99%	27.68%	8.16%	100.00%

Animals used under § 7 (2) of the Animal Protection Act (excludes animals used under § 4 (3) of the Animal Protection Act, includes re-use)

Table 32: Repeated dose toxicity testing methods and severity

	Non-recovery	Mild [up to and including]	Moderate	Severe	Total
up to 28 days		8.179	4.044	477	12.700
29 - 90 days		2.512	1.964	15	4.491
> 90 days		826	952	3	1.781
Total	0	11.517	6.960	495	18.972
%	0.00%	60.71%	36.69%	2.61%	100.00%

Animals used under § 7 (2) of the Animal Protection Act (excludes animals used under § 4 (3) of the Animal Protection Act, includes re-use)

Table 33: Acute and subacute toxicity testing methods and severity

	Non-recovery	Mild [up to and including]	Moderate	Severe	Total
LD50. LC50		565	1.404	2.309	4.278
Other lethal methods		59		242	301
Non lethal methods		2.075	580	21	2.676
Total	0	2.699	1.984	2.572	7.255
%	0.00%	37.20%	27.35%	35.45%	100.00%

Animals used under § 7 (2) of the Animal Protection Act (excludes animals used under § 4 (3) of the Animal Protection Act, includes re-use)

Table 34: Ecotoxicity testing methods and severity

	Non-recovery	Mild [up to and including]	Moderate	Severe	Total
Acute toxicity		2.094	577	3.518	6.189
Chronic toxicity		3.016	5.039	2.752	10.807
Reproductive ecotoxicity			1.465		1.465
Endocrine activity		5.887		53	5.940
Bioaccumulation		1.684	1.147		2.831
Other ecotoxicity		142	50		192
Total	0	12.823	8.278	6.323	27.424
%	0.00%	46.76%	30.19%	23.06%	100.00%

Animals used under § 7 (2) of the Animal Protection Act (excludes and animals used under § 4 (3) of the Animal Protection Act, includes re-use)

9. Purposes and testing by type of legislation

Table 35: Regulatory use and routine production purposes: type of legislation

	Quality control (incl batch safety and potency testing)	Other efficacy and tolerance testing	Toxicity and oth- er safety testing including phar- macology	Routine production	Total
Legislation on medicinal prod- ucts for human use	167.797	38.719	142.357	39.586	388.459
Legislation on medicinal prod- ucts for veterinary use and their resi- dues	18.454	2.375	6.255	2.701	29.785
Medical devices legislation		163	6.326	49.737	56.226
Industrial chemi- cals legislation			36.967	602	37.569
Plant protection product legislation			33.574	45	33.619
Biocides legislati- on		808	1.096	173	2.077
Food legislation including food contact material				3	3
Feed legislation including legisla- tion for the safety of target animals. workers and envi- ronment		2.982	86		3.068
Other legislation	246	409	1.568	1.955	4.178
Total	186.497	45.456	228.229	94.802	554.984

Animals used under § 7 (2) of the Animal Protection Act (excludes animals used under § 4 (3) of the Animal Protection Act, includes re-use)

Table 36: Quality control purposes: type of legislation

	Batch potency testing	Batch safety testing	Other quality controls	Pyrogenicity testing	Total
Legislation on medicinal products for human use	147.200	17.681	2.569	347	167.797
Legislation on medicinal products for veterinary use and their residues	8.637	9.817			18.454
Medical devices legislation	67	129	50		246
Total	155.904	27.627	2.619	347	186.497

Animals used under § 7 (2) of the Animal Protection Act (excludes animals used under § 4 (3) of the Animal Protection Act, includes re-use)

Table 37: Routine production purposes: type of legislation

	Blood based products	Monoclonal antibodies	Other product types	Total
Legislation on medicinal products for human use	38.523	683	380	39.586
Legislation on medicinal products for veterinary use and their residues	1.901	800		2.701
Medical devices legislation	47.809	70	1.858	49.737
Industrial product legislation		287	315	602
Plant protection product legislation			45	45
Biocides legislation			173	173
Food legislation including food contact material			3	3
Other legislation	6	652	1.297	1.955
Total of uses:	88.239	2.492	4.071	94.802

Animals used under § 7 (2) of the Animal Protection Act (excludes animals used under § 4 (3) of the Animal Protection Act, includes re-use)

Table 38: Toxicity and other safety testing by test type purposes: type of legislation

	Legislation on medicinal products for human use	Legislation on medicinal products for veterinary use and their residues	Medical devices legislation	Industrial chemicals legislation	Plant protection product legislation	Biocides legislation	Feed legislation including legislation for the safety of target animals, workers and environment	Other legislation	Total
Acute and sub-acute	2.184	57	516	1.192	3.100	163		43	7.255
Skin irritation/corrosion	58		609	39	42			10	758
Skin sensitisation	886	48	3.437	3.260	951	22			8.604
Eye irritation/corrosion	6		24	131	39				200
Repeated dose toxicity	12.993	538	80	3.575	1.786				18.972
Carcinogenicity	283			80	436				799
Genotoxicity	817	84		366	795	681			2.743
Reproductive toxicity	1.711			11.354	935				14.000
Developmental toxicity	830	600	1.040	9.258	6.188				17.916
Neurotoxicity				83	83				166
Kinetics	28.894	1.035	58	28	642				30.657
Pharmaco-dynamics (incl safety pharmacology)	89.710	2.376			10			20	92.116
Ecotoxicity	2.236	708	290	7.601	15.447	230		912	27.424
Safety testing in food and feed area							86		86
Target animal safety		785			3.120				3.905
Other toxicity/safety testing	1.749	24	272					583	2.628
Total of uses:	142.357	6.255	6.326	36.967	33.574	1.096	86	1.568	228.229

Animals used under § 7 (2) of the Animal Protection Act (excludes animals used under § 4 (3) of the Animal Protection Act, includes re-use)

Table 39: Repeated dose toxicity purposes: type of legislation

	up to 28 days	29 - 90 days	> 90 days	Total
Legislation on medicinal products for human use	9.105	2.557	1331	12.993
Legislation on medicinal products for veterinary use and their residues	256	160	122	538
Medical devices legislation		80		80
Industrial chemicals legislation	1.849	1.438	288	3.575
Plant protection product legislation	1.490	256	40	1.786
Total	12.700	4.491	1.781	18.972

Animals used under § 7 (2) of the Animal Protection Act (excludes animals used under § 4 (3) of the Animal Protection Act, includes re-use)

Table 40: Acute and subacute toxicity testing methods: type of legislation

	LD50. LC50	Other lethal methods	Non lethal methods	Total
Legislation on medicinal products for human use	30	59	2.095	2.184
Legislation on medicinal products for veterinary use and their residues	57			57
Medical devices legislation	504		12	516
Industrial chemicals legislation	991		201	1.192
Plant protection product legislation	2.533	242	325	3.100
Biocides legislation	163			163
Other legislation			43	43
Total of uses:	4.278	301	2.676	7.255

Animals used under § 7 (2) of the Animal Protection Act (excludes animals used under § 4 (3) of the Animal Protection Act, includes re-use)

Table 41: Ecotoxicity purposes: type of legislation

	Acute toxicity	Chronic toxicity	Reproductive ecotoxicity	Endocrine activity	Bioaccumulation	Other ecotoxicity	Total
Legislation on medicinal products for human use		2.009			227		2.236
Legislation on medicinal products for veterinary use and their residues	100				608		708
Medical devices legislation	12	108			170		290
Industrial chemicals legislation	2.034	3.311	1.465		791		7.601
Plant protection product legislation	3.081	5.379		5.940	867	180	15.447
Biocides legislation	62				168		230
Other legislation	900					12	912
Total	6.189	10.807	1.465	5.940	2.831	192	27.424

Animals used under § 7 (2) of the Animal Protection Act (excludes animals used under § 4 (3) of the Animal Protection Act, includes re-use)

10. Purposes and origin of legislative requirement

Table 42: Regulatory use and routine production: origin of legislative requirement

	Quality control (incl batch safety and potency testing)	Other efficacy and tolerance testing	Toxicity and other safety testing including pharmacology	Routine production	Total
Legislation satisfying EU requirements	186.333	34.645	225.329	55.678	501.985
Legislation satisfying national requirements only [within EU]	20	10.811	1.363	39.124	51.318
Legislation satisfying Non-EU requirements only	144		1.537		1.681
Total	186.497	45.456	228.229	94.802	554.984

Animals used under § 7 (2) of the Animal Protection Act (excludes animals used under § 4 (3) of the Animal Protection Act, includes re-use)

Table 43: Toxicity and other safety testing: origin of legislative requirement

	Legislation satisfying EU requirements	Legislation satisfying national requirements only [within EU]	Legislation satisfying Non-EU requirements only	Total
Acute and sub-acute	7.158	43	54	7.255
Skin irritation/corrosion	758			758
Skin sensitisation	8.133		471	8.604
Eye irritation/corrosion	105		95	200
Repeated dose toxicity	18.610	40	322	18.972
Carcinogenicity	799			799
Genotoxicity	2.743			2.743
Reproductive toxicity	14.000			14.000
Developmental toxicity	17.916			17.916
Neurotoxicity	166			166
Kinetics	30.575	60	22	30.657
Pharmaco-dynamics (incl safety pharmacology)	91.480	120	516	92.116
Ecotoxicity	26.320	1.094	10	27.424
Safety testing in food and feed area	86			86
Target animal safety	3.858		47	3.905
Other toxicity/safety testing	2.622	6		2.628
Total	225.329	1.363	1.537	228.229

Animals used under § 7 (2) of the Animal Protection Act (excludes animals used under § 4 (3) of the Animal Protection Act, includes re-use)

Table 44: Repeated dose toxicity: origin of legislative requirement

	up to 28 days	29 - 90 days	> 90 days	Total
Legislation satisfying EU requirements	12.578	4.251	1.781	18.610
Legislation satisfying national requirements only [within EU]	40			40
Legislation satisfying Non-EU requirements only	82	240		322
Total	12.700	4.491	1.781	18.972

Animals used under § 7 (2) of the Animal Protection Act (excludes animals used under § 4 (3) of the Animal Protection Act, includes re-use)

Table 45: Acute and subacute toxicity testing: origin of legislative requirement

	LD50. LC50	Other lethal methods	Non lethal methods	Total
Legislation satisfying EU requirements	4.278	301	2.579	7.158
Legislation satisfying national requirements only [within EU]			43	43
Legislation satisfying Non-EU requirements only			54	54
Total	4.278	301	2.676	7.255

Animals used under § 7 (2) of the Animal Protection Act (excludes animals used under § 4 (3) of the Animal Protection Act, includes re-use)

Table 46: Ecotoxicity testing: origin of legislative requirement

	Acute toxicity	Chronic toxicity	Reproductive ecotoxicity	Endocrine activity	Bioaccumulation	Other ecotoxicity	Total
Legislation satisfying EU requirements	5.097	10.807	1.465	5.940	2.831	180	26.320
Legislation satisfying national requirements only [within EU]	1.082					12	1.094
Legislation satisfying Non-EU requirements only	10						10
Total	6.189	10.807	1.465	5.940	2.831	192	27.424

Animals used under § 7 (2) of the Animal Protection Act (excludes animals used under § 4 (3) of the Animal Protection Act, includes re-use)

11. Animals used under § 7 (2) and § 4 (3) of the Animal Protection Act**Table 47: Animals used under § 7 (2) or § 4 (3) of the Animal Protection Act by species**

	Animals used under § 7 (2) Animal Protection Act	Animals used under § 4 (3) Animal Protection Act	Total
Mice	1.455.779	536.970	1.992.749
Rats	248.862	68.495	317.357
Guinea-Pigs	14.184	576	14.760
Hamsters (Syrian)	1.101	72	1.173
Hamsters (Chinese)	2	6	8
Mongolian gerbil	4.854	925	5.779
Other Rodents	6.639	350	6.989
Rabbits	98.339	745	99.084
Cats	766		766
Dogs	3.976	1	3.977
Ferrets	130	6	136
Other carnivores	474		474
Horses, donkeys & cross-breeds	1.295	22	1.317
Pigs	16.767	667	17.434
Goats	223	48	271
Sheep	3.750	31	3.781
Cattle	5.432		5.432
Prosimians	117		117
Marmoset and tamarins	113	13	126
Cynomolgus monkey	2.058	16	2.074
Rhesus monkey	86	11	97
Vervets Chlorocebus spp.	18	3	21
Baboons	8	1	9
Other species of Old World Monkeys	18		18
Other Mammals	1.158	109	1.267
Domestic fowl	30.502	9.663	40.165
Other birds	16.754	871	17.625
Reptiles	454	268	722
Rana	930	2	932
Xenopus	5.295	798	6.093
Other Amphibians	2.675	521	3.196
Zebra fish	178.297	21.694	199.991
Other Fish	88.205	22.441	110.646
Total	2.189.261	665.325	2.854.586

Animals used under § 7 (2) or § 4 (3) of the Animal Protection Act (includes re-use)